




rotunda
by enableaid

Instructions for Use

Patient Transfer Aid

www.enableaid.co.uk

Enable Aid Limited 1 Rookwood Way, Haverhill, Suffolk CB9 8PB
Tel: 01440 702811 Email: enquiries@enableaid.co.uk

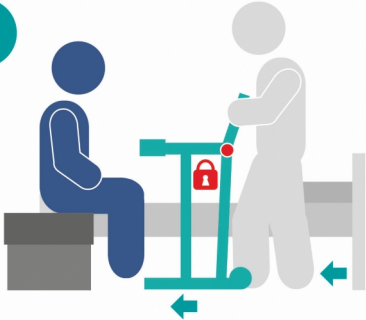
Operating Instructions

1

ASSESS PATIENT CAN WEIGHT BEAR

IF USING THE HEIGHT ADJUSTABLE ROTUNDA, SET TO THE REQUIRED HEIGHT BEFORE USE

2



The assistant wheels the Rotunda into position in front of the seated patient and sets it down, then depresses the foot pedal and slides the Rotunda under the patients feet.

3



The patient places their feet onto the turntable and using the handle grip area to hold moves to a standing position (with assistance if needed).

4



The assistant unlocks and rotates the turntable smoothly left or right to engage the brake rod into one of the five locking positions.

5




The assistant can now transfer the patient to a previously placed wheelchair, commode, chair or bed, the assistant then removes the Rotunda by tilting it back on to the wheels and moving it away.

THE ROTUNDA IS A TRANSFER AID ONLY AND MUST NOT BE USED TO TRANSPORT PATIENTS



ATTENTION



Your Rotunda is supplied ready to use

Accessories to Compliment your Rotunda

All accessories can be retro fitted and are suitable for all models.

Knee Support RAKS3

UNIT WEIGHT: 500g



An easy clean, moulded Knee Support to provide extra comfort.

Raising Block RARB4 103mm (4")

UNIT WEIGHT: 1.8kg



Light weight 4" high aluminium block. Fits neatly inside the base of the Rotunda.

Gutter Arm Supports RAASH2

UNIT WEIGHT: 300g



Moulded to add comfort and aid weight bearing.

Foot Guard RAFG1

The footguard has been designed to restrict feet being placed too far forward on the Rotunda. Feet must be placed carefully on the non-slip yellow footprint locators. Patients may need assistance to do this.

Replacement Parts

- Foot Mat
- Foot guard
- Handles
- Yellow Base Protectors

Please contact us with your requirements

Cleaning/Maintenance Instructions

To clean, use a soft cloth and a solution of mild detergent and warm water. Do not use abrasive cleaners. The Rotunda needs no maintenance but should be inspected on a regular basis for any signs of wear and tear. The Rotunda is not designed for use in a wet room. Repairs to the Rotunda must only be performed by the manufacturer.

One Year Warranty

Thank you for purchasing a Rotunda which has been designed manufactured and tested in the UK to the highest standards by Enable Aid Limited.

This Warranty covers defects in materials or workmanship for a period of one year from the date of original purchase.

During the Warranty period Enable Aid Limited will replace or repair, at no cost, any part of the Rotunda which proves to be defective due to manufacture defects or poor workmanship. If Enable Aid Limited is unable to provide a replacement part or undertake a suitable repair or if such repair is impracticable or cannot be made in a timely fashion Enable Aid Limited reserves the right to replace the whole unit.

This Warranty does not cover; Damage not resulting from defects in materials or workmanship, wear and tear, improper usage, misuse or abuse, negligence, accident or alteration.

This does not affect your statutory rights.

To make a claim under this warranty, in the first instance please contact the manufacturer stating the nature of the problem and the date of purchase.

The user should report any serious incident requiring investigation (SIRI) to the manufacturer and the competent authority (MHRA)

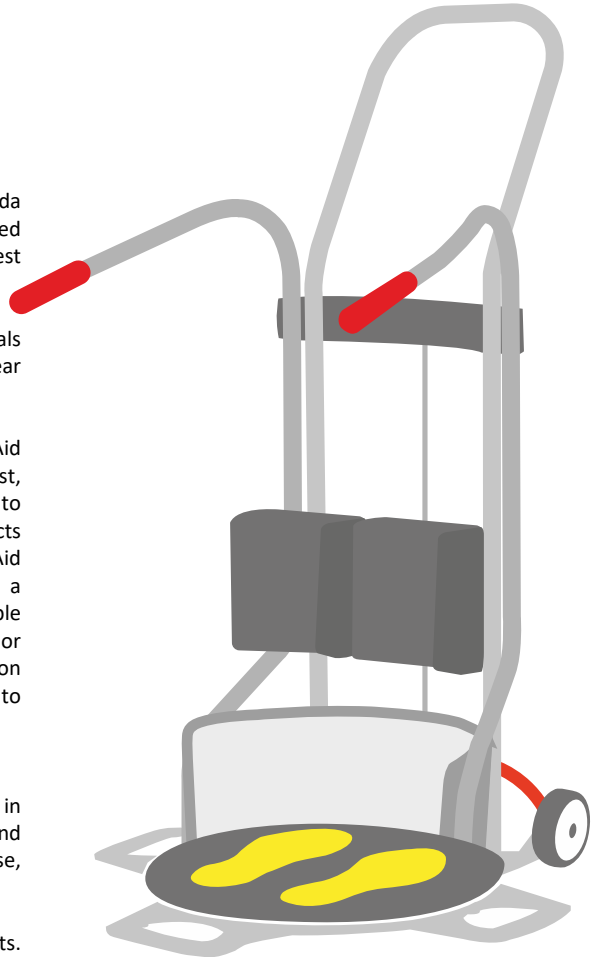
Enable Aid Limited

1 Rookwood Way,
Haverhill,
Suffolk CB9 8PB

Tel: 01440 702811 or

Email: sales@enableaid.co.uk

UKCA Declaration of Conformity. The Rotunda is in conformity with the UK MDR 2002 (as amended).



Issue 4 dated 10.2024